

# Disney Junior

## Surprise Slides

Game

## Instructions

**Ages 3 and Up**  
**2 to 4 Players**




Join us on Facebook:  
[facebook.com/WonderForge](https://facebook.com/WonderForge)

Follow us on Twitter:  
[@wonderforge](https://twitter.com/wonderforge)

**CONTENTS:** 1 Game Board, 4 Double-Sided Slide Tiles, 4 Movers, 4 Mover Bases, 1 Spinner, Instructions

## Object

Be the first player to get to the Finish space to win!



## Set Up


- 1.** Unfold the Game Board, and set it on a flat surface (like a table or a very low carpet).
- 2.** Each player chooses a character Mover (Mickey, Princess Sofia, Miles from Tomorrowland, or Doc McStuffins).
- 3.** Insert the Movers into the Mover Bases, and place them at the start.
- 4.** Insert the Slide Tiles into the holes in the Game Board. It doesn't matter which one goes where, or which side faces up, just put them where you want!



**The youngest player goes first!**

**over →**


# On Your Turn Spin the spinner:

If you spin a color below , advance your Mover to the next space matching that color. More than one Mover can share a space.

If you spin , take out all the Slide Tiles, **mix** them up, and put them back into the holes in the Game Board wherever you want. Then **SPIN AGAIN!**



If you spin , take out each Slide Tile, **flip** it over, and put it back where it was in the Game Board. Then **SPIN AGAIN!**

If you spin , move to the next slide space and follow the slide to the end. Sometimes the slide will take you forward, and sometimes it will take you backward. It's a surprise!

## Ending the Game

The first player to get to the Finish space is the winner!



©Disney  
Visit DisneyJunior.com

[www.wonderforge.com](http://www.wonderforge.com)

Instructions: © 2015 Wonder Forge Inc. All rights reserved.

USe02

 **WARNING:**  
**CHOKING HAZARD - Small parts.**  
**Not for children under 3 years.**